

ASTROPHYSICS AT n_TOF FACILITY

G. Tagliente¹, U. Abbondanno², G. Aerts³, H. Alvarez⁴, F. Alvarez-Velarde⁵, S. Andriamonoje³, J. Andrzejewski⁶, P. Assimakopoulos⁷, L. Audouin⁸, G. Badurek⁹, P. Baumann¹⁰, F. Bečvář¹¹, F. Belloni², E. Berthoumieux³, S. Bisterzo¹², F. Calviño¹³, M. Calviani¹⁴, D. Cano-Ott⁵, R. Capote^{15,16}, C. Carrapiço¹⁷, P. Cennini¹⁸, V. Chepel¹⁹, E. Chiaveri¹⁸, N. Colonna¹, G. Cortes¹³, A. Couture²⁰, J. Cox²⁰, M. Dahlfors¹⁸, S. David¹⁰, I. Dillman⁸, C. Domingo-Pardo²¹, W. Dridi³, I. Duran⁴, C. Eleftheriadis²², M. Embid-Segura⁵, L. Ferrant¹², A. Ferrari¹⁸, R. Ferreira-Marques¹⁹, K. Fujii², W. Furman²⁴, R. Gallino¹², I. Goncalves¹⁹, E. Gonzalez-Romero⁵, F. Gramegna¹⁴, C. Guerrero⁵, F. Gunsing³, B. Haas²⁵, R. Haight²⁶, M. Heil⁸, A. Herrera-Martinez¹⁸, M. Igashira²⁷, E. Jericha⁹, F. Käppeler⁸, Y. Kadi¹⁸, D. Karadimos⁷, D. Karamanis⁷, M. Kerveno¹⁰, P. Koehler²⁸, E. Kossionides²⁹, M. Krčička¹¹, C. Lamboudis²², H. Leeb⁹, A. Lindote¹⁹, I. Lopes¹⁹, M. Lozano¹⁶, S. Lukic¹⁰, J. Marganec⁶, S. Marrone¹, T. Martinez⁵, C. Massimi³⁰, P. Mastinu¹⁴, A. Mengoni¹⁵, P. M. Milazzo², C. Moreau², M. Mosconi⁸, F. Neves¹⁹, H. Oberhammer⁹, S. O'Brien²⁰, J. Pancin³, C. Papachristodoulou⁷, C. Papadopoulos³¹, C. Paradela⁴, N. Patronis⁷, A. Pavlik³², P. Pavlopoulos³³, L. Perrot³, M. T. Pigni⁹, R. Plag⁸, A. Plompen³⁴, A. Plukis³, A. Poch¹³, J. Praena¹⁴, C. Pretel¹³, J. Quesada¹⁶, T. Rauscher³⁵, R. Reifarth²⁶, C. Rubbia³⁶, G. Rudolf¹⁰, P. Rullhusen³⁴, J. Salgado¹⁷, C. Santos¹⁷, L. Sarchiapone¹⁸, I. Savvidis²², C. Stephan²³, J. L. Tain²¹, L. Tassan-Got²³, L. Tavora¹⁷, R. Terlizzi¹, G. Vannini³⁰, P. Vaz¹⁷, A. Ventura³⁷, D. Villamarin⁵, M. C. Vincente⁵, V. Vlachoudis¹⁸, R. Vlastou³¹, F. Voss⁸, S. Walter⁸, H. Wendler¹⁸, M. Wiescher²⁰, K. Wisshak⁸

¹INFN, Trieste, Italy; ²INFN, Bari, Italy; ³CEA/Saclay, Gif-sur-Yvette, France; ⁴Univ. Santiago de Compostela, Spain; ⁵CIEMAT, Madrid, Spain; ⁶Univ. Lodz, Poland; ⁷Univ. Ioannina, Greece; ⁸FZK, Institut für Kernphysik, Germany; ⁹Technische Universität Wien, Austria; ¹⁰CNRS/IN2P3 - IReS, Strasbourg, France; ¹¹Univ. Prague, Czech Republic; ¹²Dip. Fisica Generale, Univ. Torino, Italy; ¹³Univ. Politecnica Catalunya, Barcelona, Spain; ¹⁴INFN, Laboratori Nazionali di Legnaro, Italy; ¹⁵IAEA, Vienna, Austria; ¹⁶Univ. Sevilla, Spain; ¹⁷ITN, Lisbon, Portugal; ¹⁸CERN, Geneva, Switzerland; ¹⁹LIP - Coimbra & Dep. Fisica Univ. Coimbra, Portugal; ²⁰Univ. Notre Dame, USA; ²¹Inst. Fisica Corpuscular, CSIC-Univ. Valencia, Spain; ²²Aristotle Univ. Thessaloniki, Greece; ²³CNR S/IN2P3 - IPN, Orsay, France; ²⁴JINR, Frank Lab. Neutron Physics, Dubna, Russia; ²⁵CNRS/IN2P3 - IPN, Orsay, France; ²⁶LANL, USA; ²⁷Tokyo Inst. Technology, Japan; ²⁸ORNL, Physics Division, USA; ²⁹NCSR, Athens, Greece; ³⁰Dip. Fisica, Univ. Bologna, & INFN, Bologna, Italy; ³¹National Technical Univ. Athens, Greece; ³²Inst. für Fakultät für Physik, Univ. Wien, Austria; ³³Pôle Univ. L. de Vinci, Paris, France; ³⁴CEC-JRC-IRMM, Geel, Belgium; ³⁵Dep. Physics and Astronomy, Univ. Basel, Switzerland; ³⁶Univ. Pavia, Italy; ³⁷ENEA, Bologna, Italy.

(The n_TOF Collaboration)

The neutron time of flight (n_TOF) facility at CERN is a neutron spallation source, its white neutron energy spectrum ranges from thermal to several GeV, covering the full energy range of interest for nuclear astrophysics, in particular for measurements of the neutron capture cross-section required in s-process nucleosynthesis. This contribution gives an overview on the astrophysical program made at n_TOF facility, the results and the implications will be considered.

Keywords: Astrophysics, r-process.

Stellar nucleosynthesis

The origin of the elements is an important topic to understand the evolution of the universe. Hydrogen and helium, and small amounts of lithium, were formed in the period between about 100 s and 20 min after the big bang [1]. This period of primordial nucleosynthesis was followed by galactic condensation and the formations of the stars. All elements heavier than lithium have been formed in stars, and the elements heavier than iron have been formed via neutron capture processes in the stars.

The isotopic abundances in the solar system reflect the average composition of the galaxy as it was 5.5×10^9 years ago. Spectral information of stellar environments and isotopic analyses of presolar dust grains provide important observation to validate stellar evolution models.

The s-process

Stellar nucleosynthesis has first been extensively reviewed in the reference work [2] and more recently in [3, 4]. The isotopes up to ⁵⁶Fe can be

synthesized by fusion reactions during the different stages of the evolution of a star. It is nowadays well established that neutron capture processes in red giant stars and supernovae are responsible for the formation of nearly all isotopes with higher masses [1, 5]. This was first recognized by the discovery of technetium in red giant stars [6].

The neutron capture mechanisms are known as s- and r-processes, where “s” stands for slow and “r” for rapid referring to the time scale of the β -decay. The neutron source are mainly the $^{22}\text{Ne}(\alpha, n)^{25}\text{Mg}$ and $^{13}\text{C}(\alpha, n)^{16}\text{O}$ reactions. The s- and r-processes are important for the stable and neutron rich isotopes. A thorough knowledge of the s-process, for which much more experimental data is available, constrains the possibilities of the r-process. A

competing mechanism is the p-process, referring to photodisintegration reaction like (γ, n) , (γ, p) and (γ, α) , they influence the abundances from the proton rich side.

If the compound nucleus is unstable against the β -decay, it may decay before it captures a second neutron. This is what happens in the s-process which is the principal process of synthesis in the red giant stars, where thousands of years may pass between two successive neutron captures on a nucleus. In this way many of the isotopes from ^{56}Fe to ^{209}Bi are formed. Heavier nuclei than bismuth are unstable and cannot be formed by neutron capture anymore. The s-process path follows closely the valley of stability in the chart of the nuclei and ends at ^{209}Bi .

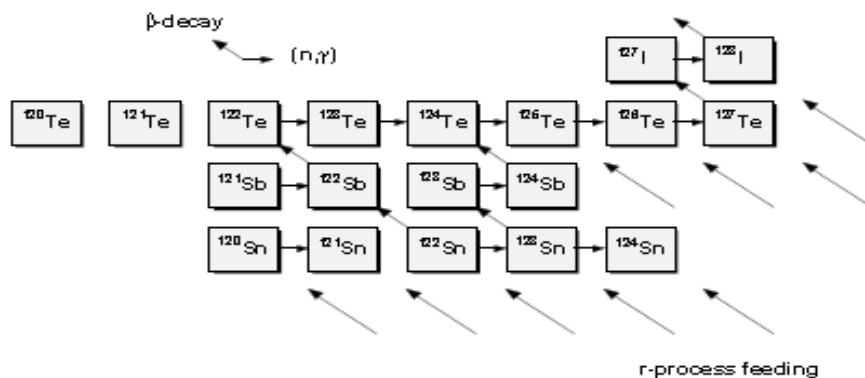


Fig. 1. s-process path in the tin region with s-only and r-only isotopes.

In the r-process the neutron capture process is much faster and occurs on much shorter time scales. The time between consecutive neutron captures is the order of seconds. In order to achieve the according extremely high neutron fluxes, the astrophysical site for the r-process is believed to be of explosive nature, like in a supernova. Neutron capture cross-section are a key ingredient in the development of stellar models using the calculation of nuclear abundances in stellar environments. At the branching points uncertainties in the cross-sections can propagate into large differences in the production of higher mass nuclei within a given model.

In a very schematic quantitative description of the s-process, starting from the seed nucleus ^{56}Fe and assuming constant temperature and neutron density, for a s-only nucleus the product of the average capture cross-section $\langle\sigma_{\gamma}\rangle_{kT,A}$ and the abundance of the isotope $N_{s,A}$ constant

$$\langle\sigma_{\gamma}\rangle_{kT,A} N_{s,A} = \text{constant}.$$

Indeed this is roughly the case, except for the nuclei with magic numbers ($N = 28, 50, 82, 126$) around $A = 88, 140,$ and 208 , which have very low cross-sections. These nuclei are bottlenecks in the

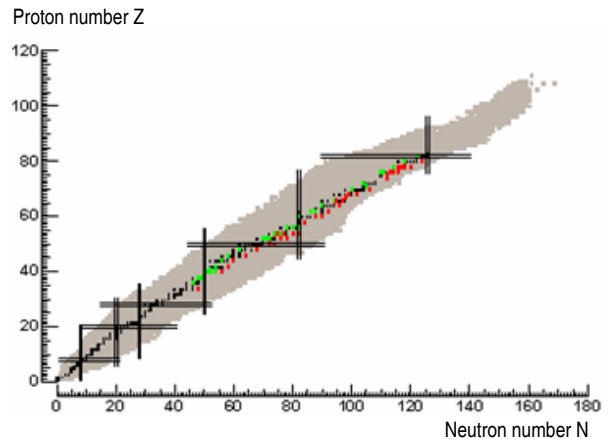


Fig. 2. The chart of the nuclides showing the stable isotopes along the s-process, in black, and the s-only and r-only isotopes, in green and red respectively.

s-process paths, and show up as abundance peaks. The s-only nuclei are shielded from r-process by stable isobars of nuclei with lower Z and which contributions from proton rich side of the valley of stability are commonly neglected. In the same way r-only nuclei have no contribution from the s-process.

In Fig. 1 a simplified part of the s-process is shown in the $Z = 50$ vicinity starting from ^{120}Sn . Some stable nuclides, like ^{124}Sn and ^{130}Te are not

reached by the s-process but are shielded from r-process by the nuclei ^{122}Sb , ^{123}Sb and ^{124}Sb . These are s-only isotopes. The about 30 s- and about 40 r-only isotopes provide a means to distinguish between the two processes. They are given in Fig. 2 showing also the stable nuclides.

The n_TOF facility

The n_TOF facility, based on an idea by Rubbia et al. [7], located at CERN Geneva Switzerland became fully operational in May 2002, when the scientific program has started. A detailed description can be found in ref [8]. Neutrons are produced by spallation reaction induced by a pulsed, 6 ns wide, 20 GeV/c proton beam with up to $7 \cdot 10^{12}$ protons per pulse, impinging on a $80 \times 80 \times 60 \text{ cm}^3$ lead target. A 5 cm water slab surrounds the lead target acting as a coolant and as moderator of the initial fast neutron spectrum. An isoenergetic neutron flux distribution is produced over a wide range of energy (1 eV - 250 MeV).

Neutrons emerging from the target propagate in the vacuum pipe inside the time-of-flight tunnel 200 m long. Two collimators are present along the flight path, one of the diameters of 13.5 cm placed at 135 m from the lead target and one at 180 m with a diameter of 2 cm for the capture measurements. This collimation results in a Gaussian-shaped beam profile [9]. A 1.5 T sweeping magnet placed at 40 m upstream of the experimental area is used to deflect outside the beam charged particles traveling along the vacuum pipe. For efficient background suppression, several concrete and iron walls are placed along the time-of-flight tunnel.

The measuring station is located inside the tunnel, centered at 187.5 m from the spallation target.

The neutron beam is monitored up to 1 MeV by a low-mass system, based on thin mylar foil with ^6Li deposit placed in the beam, surrounded by an array of silicon detectors placed outside the beam. The detection by the silicon detectors of the triton and α 's produced in the $^6\text{Li}(n, \alpha)$ reaction gives a direct measure of the neutron flux. The small amount of material in the beam ensures a negligible level of scattered neutrons. The scattering chamber is made in carbon fiber to minimize the neutron-induced γ background.

Measurements of neutron capture cross-sections in the first stage of the project were performed specifically made C_6D_6 detectors, and in the second stage of the measurements a 4π calorimeter made of 40 BaF_2 crystals has been used.

The data acquisition system is based on flash ADCs with sampling rate up to 1 GHz for recording the detector signals during nearly 20 ms off-line

analysis. This generates a high data rate but ensures an almost zero dead-time.

In the first phase of the n_TOF project, neutron capture measurements were carried with an array of C_6D_6 liquid scintillator cells. These detectors have the advantage of being less sensitive to scattered neutrons. Specifically designed C_6D_6 were used at n_TOF, in order to reduce the neutron sensitivity all the material that could produce a neutron capture in the detector were removed or substituted, all the aluminum parts were substituted with carbon fiber [10] and also the support material was minimized, allowing to perform measurement of isotopes with a large scattering to capture ratio.

Due to the small solid angle coverage and the low intrinsic efficiency the C_6D_6 detectors, which result in an overall efficiency of $\sim 10\%$, only one γ -ray per event is detected from the de-excitation cascade following neutron capture. For an accurate cross-section determination, the efficiency of the set-up has to be made independent on the details of the de-excitation cascade, in particular of the γ -ray multiplicity.

To this end the pulse height weighting function (PHWF) has been used. It consists in suitably modifying by software the detectors response so that the efficiency ε_γ is proportional to the photon energy E_γ . Under these conditions the efficiency for detecting a cascade becomes proportional to the known cascade energy E_c and independent of the actual cascade path.

In the second phase of n_TOF project the neutron capture measurements have been performed with total absorption calorimeter (TAC). The design of the n_TOF TAC is based on 42-fold segmentation consisting of 15 cm thick BaF_2 crystal in the form of truncated pyramids. Each of the 12 pentagonal and 30 hexagonal crystals extends the same solid angle with respect to the sample centre.

On average the crystals exhibit an average energy resolution of 14 % at 662 keV and an excellent time resolution of about 500 ps.

Due to the low cross-section of most of the samples of Astrophysics interest measured at n_TOF, the C_6D_6 were preferred for these measurements since the background due to the in-beam γ for those detectors is lower.

Experimental campaign

The Astrophysics experimental campaign was focused on neutron magic nuclei, which act as a bottleneck for the flow of s-process, nuclei with $A < 120$, branching point isotopes and isotopes of special interest as the osmium as a cosmic clock, in the following the description and results of the measurements.

$^{151}\text{Sm}(n, \gamma)$ cross-section measurements

The ^{151}Sm is a branching point in the s-process path, in particular, this branching is sensitive to the temperature at which the s-process is taking place. The accurate determination of the neutron capture cross-section of this isotope can thus provide crucial information on the thermodynamics condition of the AGB stars.

The measurement had been performed with the C_6D_6 liquid scintillator. The result obtained at n_TOF is $\langle\sigma(n, \gamma)\rangle = 3100 \pm 160$ mb, a value much larger than previous estimated, all based on model calculation, which ranged from 1500 and 2800 mb.

The firm estimate of the capture rate for the first time base on experimental value allowed reaching two important conclusions with respect to the s-process nucleosynthesis in this mass region: i) the classical model, based on the phenomenological study of the s-process fails to produce consistent result of the branching at ^{151}Sm and ^{147}Pm ; ii) the p-process contribution to the production of ^{152}Gd can amount up 30 % of the solar-system observed abundance [11].

 $^{90,91,92,93,94,96}\text{Zr}$ and $^{139}\text{La}(n, \gamma)$ cross-section measurements

The neutron capture measurement of these isotopes has a particular relevance in the nuclear astrophysics; since the zirconium belongs to the first s-process peak in the solar abundance distribution at $N = 50$ while the lanthanum belongs to the second s-process peak at $N = 82$. The ^{90}Zr and the ^{139}La are neutron magic and are characterized, like the $^{91,92,93,94}\text{Zr}$, by a low neutron capture cross-section and are predominately of s-process origin. The most neutron rich zirconium stable isotope, ^{96}Zr , is traditionally considered to be an r-only isotope with a small s-process admixture [12, 13]. Its abundance is considered to be a strong indicator in the efficiency of the ^{22}Ne neutron source during the helium shell burning episodes of thermally pulsing AGB stars. The lanthanum acts as bottleneck between the abundant light n-capture element of the first s-process peak and the heavy elements from samarium up to lead and bismuth, it is very important for interpreting the element abundance patterns in very old, metal poor stars. Since the lanthanum abundance is completely represented by ^{139}La it can be used to distinguish the s-process components from the products of explosive r-process nucleosynthesis, the s/ r ratio is of utmost importance for the galactical chemical evolution.

The major motivation of these measurements was to reduce the uncertainties to a few percent, as required to improve the stellar s-process model. The

results of the zirconium isotopes measurements will be reported in more details in a dedicated proceeding of this conference.

MACS, mb

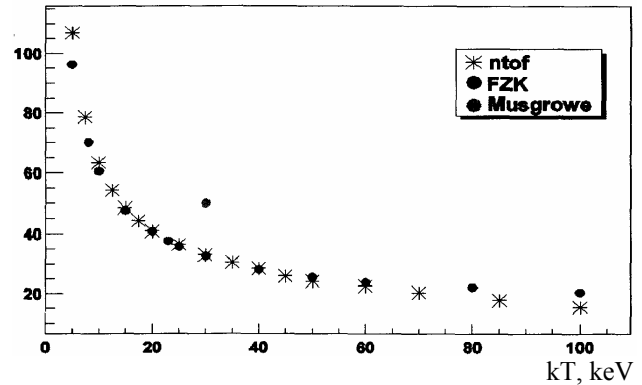


Fig. 3. Comparison among the ^{139}La MACS calculated with n_TOF data and FZK and Musgrove data.

The capture cross-section of the ^{139}La in term of resonance parameter was measured in a large energy range from 0.6 eV up to 9 keV, these results [14] show sizeable differences with respect to the previous experimental data and allow to extract the related nuclear quantities with improved accuracy, in Fig. 3 is reported the comparison of the Maxwellian averaged cross-section (MACS) calculated with n_TOF data with other experimental results.

 $^{204,206,207}\text{Pb}$ and $^{209}\text{Bi}(n, \gamma)$ measurements

The lead isotopes and the ^{209}Bi have a special role in the nucleosynthesis, these isotopes represent the termination point of s-process nucleosynthesis, this point is reached since the α -recycling of polonium and heavier bismuth isotopes is always faster than further neutron captures. It is important to know the cross-section information for the lead and bismuth isotopes with very high accuracy in order to determine more exactly the amounts and ratios of these isotopes being produced.

MACS, mb

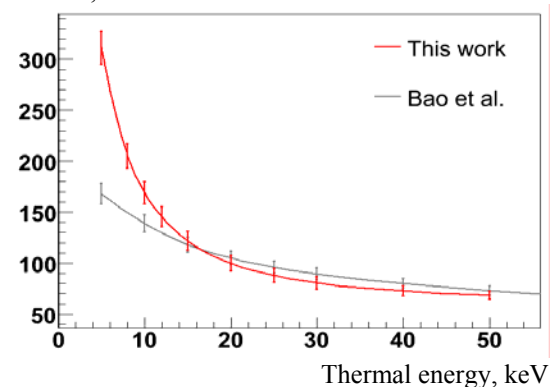


Fig. 4. Comparison between the ^{204}Pb MACS calculated with n_TOF data and Bao et al.

Capture widths and radioactive kernels were determinate in a large range of energy for all isotopes. From these results the MACS have been derived and in many cases large discrepancy were found with values of the previous experiment, in Fig. 4 is reported the comparison between the ^{204}Pb MACS calculated with n_TOF and the values reported by Bao et al. [15].

For all isotopes the systematic uncertainties could be improved by a factor two, this allowed to have a firm calculation of the abundances of the s-process component and to constrain the estimation of the r-process component, the results are reported in [16 -19].

$^{186,187,188}\text{Os}(n, \gamma)$ measurements

The time duration of the nucleosynthesis of the heavy elements produced by neutron capture processes can be used to set limits on the age of the universe [20], among several cosmic clock based on the abundances of long-lived radioactive isotopes the $^{187}\text{Os}/^{187}\text{Re}$ is one of the more interesting.

The clock is based on the extremely long half-life of ^{187}Re ($\tau_{1/2} = 43.3$ Gyr) decay to ^{187}Os and on the fact that ^{186}Os and ^{187}Os are shielded against direct r-process production. Then, thanks to the well established s-process abundances of the ^{186}Os and ^{187}Os , the Re/Os clock can be characterized by the enhancement in the abundance of ^{187}Os due to $^{187}\text{Re} \rightarrow ^{187}\text{Os}$ decay.

REFERENCES

1. *Alpher R. A., Bethe H. A., Gamow G.* The Origin of Chemical Elements // *Phys. Rev.* - 1948. - Vol. 73. - P. 803.
2. *E. M. Burbidge, G. R. Burbidge, W. A. Fowler, F. Hoyle.* Synthesis of the elements in stars // *Rev. Mod. Phys.* - 1957. - Vol. 29. - P. - 547.
3. *Wallerstein G. et al.* Synthesis of the elements in stars: forty years of progress // *Rev. Mod. Phys.* - 1999. - Vol. 62. - P. 395.
4. *Arnould M., Takahashi K.* *Nuclear astrophysics* // *Rep. Prog. Phys.* - 1999. - Vol. 62. - P. 395.
5. *Cameron A. G. W.* Nuclear reactions in stars and Nucleogenesis // *Pub. Astr. Soc. Pacific.* - 1957 - Vol. 69. - P. 201.
6. *Merrill P. W.* Spectroscopic Observation of Stars of Class S // *Astr. Phys. Jour.* - 1952. - Vol. 116. - P. 21.
7. *Rubbia C. et al.* Tech. Rep. CERN/LHC/98-02 CERN(1998).
8. *Abbondanno U. et al.* Tech. Rep. CERN/SL/2002-053 ECT(2003)h.
9. *Pancin S. J. et al.* Measurement of the n_TOF beam profile with a micromegas detector // *Nucl. Instr. Meth. A.* - 2004. - Vol. 524. - P. 102.
10. *Plag R. et al.* An optimized C_6D_6 detector for studies of resonance-dominated (n, γ) cross-section // *Nucl. Instr. Meth. A.* - 2003. - Vol. 496. - P. 425.
11. *Abbondanno U. et al.* Neutron Capture Cross-Section Measurement of ^{151}Sm at the CERN Neutron Time of Flight Facility (n_TOF) // *Phys. Rev. Letters.* - 2004 - Vol. 93. - P. 161103.
12. *Käppeler F. et al.* The origin of heavy elements: The s-Process // *Prog. Nucl. Part. Phys.* - 1999. - Vol. 43. - P. 419.
13. *Toukan K. A., Debus K., Käppeler F., Reffo G.* Neutron capture in neodymium isotopes: implications for s-process // *Phys. Rev.* - 1995. - Vol. C51. - P. 1540.
14. *Terlizzi R. et al.* The $^{139}\text{La}(n,\gamma)$ cross-section: key for the onset of the s process // *Phys Rev.* - 2007 - Vol. C75. - P. 35807.
15. *Bao Z. Y. et al.* Astrophysical reaction rates from statistical model calculations // *At. Data Nucl. Data Tables.* - 2000 - Vol. 76.
16. *Domingo-Pardo C. et al.* Measurement of the neutron capture cross-section of the s-only isotope ^{204}Pb from 1 eV to 440 keV // *Phys Rev.* - 2007. - Vol. C75. - P. 15806.
17. *Domingo-Pardo C. et al.* Resonance capture cross-section of ^{207}Pb // *Phys Rev.* - 2006. - Vol. C74. - P. 55802.
18. *Domingo-Pardo C. et al.* New measurement of neutron capture resonances in ^{209}Bi // *Phys Rev.* - 2006. - Vol. C74. - P. 25807.
19. *Domingo-Pardo C. et al.* Measurement of the radiative neutron capture cross-section of ^{206}Pb and its astrophysical implications // *Phys Rev.* - 2007. - Vol. C76. - P. 45805.
20. *Clayton D. D. et al.* Cosmoradiogenic chronologies of nucleosynthesis // *Ap. J.* - 1964ю - Vol. 139. - P. 637.

АСТРОФІЗИКА НА УСТАНОВЦІ n_TOF

Г. Тальенте, У. Аббонданно, Г. Аертс, Х. Алварез, Ф. Алварез-Веларде, С. Андриамоне, Й. Андржеєвські, П. Ассімакопулос, Л. Аудоуін, Г. Бадурек, П. Бауманн, Ф. Бечвар, Ф. Беллони, Е. Бергхоуми, С. Бистерзо, Ф. Кальвіно, М. Кальвіани, Д. Кано-Отт, Р. Капоте, Ц. Каррапічо, П. Кенніні, В. Чепел, Е. Чиавері, Н. Колонна, Г. Кортес, А. Кутю, Й. Кокс, М. Далфорс, С. Давид, И. Диллман, Ц. Доминго-Пардо, Ш. Дриди, И. Дюран, Ц. Елефтеріадіс, М. Ембід-Сегура, Л. Ферро, А. Феррарі, Р. Феррейра-Маркес, К. Фуджі, В. Фурман, Р. Галліно, И. Гонсалвес, Е. Гонзалез-Ромеро, Ф. Граменья, К. Гуерреро, Ф. Гунсінг, Б. Хаас, Р. Хайгт, М. Хейл, А. Херрера-Мартінез, М. Ігашіра, Е. Джіріка, Ф. Кеппелер, Й. Каді, Д. Карадімос, Д. Караманіс, М. Кервено, П. Коелер, Е. Коссіонідес, М. Кртічка, Ц. Ламбоудіс, Х. Лееб, А. Ліндоте, И. Лопес, М. Лозано, С. Лукіч, Й. Марганіец, С. Марроне, Т. Мартінез, Ц. Массімі, П. Мастіну, А. Меньоні, П. М. Мілаццо, Ц. Моро, М. Москоні, Ф. Невес, Х. Оберхаммер, С. ОБрієн, Й. Панкін, Ц. Папахрістодолу, Ц. Пападопулос, Ц. Парадела, Н. Патроніс, А. Павлік, П. Павлопулос, Л. Перро, М. Т. Пінї, Р. Плаг, А. Пломпен, А. Плукіс, А. Пох, Й. Праєна, Ц. Претел, Й. Куєсада, Т. Раушер, Р. Райфарс, К. Руббіа, Г. Рудолф, П. Руллхусен, Й. Сальгадо, Ц. Сантос, Л. Сарчіапоне, И. Саввідіс, К. Стефан, Й. Л. Таїн, Л. Тассан-Гот, Л. Тавора, Р. Терліці, Г. Ванніні, П. Ваз, А. Вентура, Д. Вілламарін, М. Ц. Вінценте, В. Влачоудіс, Р. Властоу, Ф. Восс, С. Вальтер, Х. Вендлер, М. Вішер, К. Вішак

Установка для проведення нейтронних вимірювань методом часу прольоту в ЦЕРН являє собою джерело нейтронів, білий спектр якого простягається від теплових енергій до декількох ГеВ, покриває повний енергетичний діапазон, що являє інтерес для астрофізики, зокрема для вимірювань перерізів захоплення нейтронів, необхідних для s-процесу нуклеосинтезу. Зроблено огляд астрофізичної програми, що проводиться на часо-прольотній установці, а також описано результати та висновки.

Ключові слова: астрофізика, g-процес.

АСТРОФИЗИКА НА УСТАНОВКЕ n_TOF

Г. Тальенте, У. Аббонданно, Г. Аертс, Х. Алварез, Ф. Алварез-Веларде, С. Андриамонэ, Й. Андржеевски, П. Ассимакопулос, Л. Аудоуин, Г. Бадурек, П. Бауманн, Ф. Бечвар, Ф. Беллони, Е. Бергхоуми, С. Бистерзо, Ф. Кальвіно, М. Кальвіани, Д. Кано-Отт, Р. Капоте, Ц. Каррапичо, П. Кеннини, В. Чепел, Е. Чиавері, Н. Колонна, Г. Кортес, А. Кутю, Й. Кокс, М. Далфорс, С. Давид, И. Диллман, Ц. Доминго-Пардо, Ш. Дриди, И. Дюран, Ц. Элефтериадис, М. Эмбид-Сегура, Л. Ферро, А. Феррари, Р. Феррейра-Маркес, К. Фуджи, В. Фурман, Р. Галлино, И. Гонсалвес, Е. Гонзалез-Ромеро, Ф. Граменья, К. Гуерреро, Ф. Гунсінг, Б. Хаас, Р. Хайгт, М. Хейл, А. Херрера-Мартінез, М. Ігашіра, Е. Джіріка, Ф. Кэппелер, Й. Каді, Д. Карадімос, Д. Караманіс, М. Кервено, П. Коелер, Е. Коссіонідес, М. Кртічка, Ц. Ламбоудіс, Х. Лееб, А. Ліндоте, И. Лопес, М. Лозано, С. Лукіч, Й. Марганіец, С. Марроне, Т. Мартінез, Ц. Массімі, П. Мастіну, А. Меньоні, П. М. Мілаццо, Ц. Моро, М. Москоні, Ф. Невес, Х. Оберхаммер, С. ОБрієн, Й. Панкін, Ц. Папахрістодолу, Ц. Пападопулос, Ц. Парадела, Н. Патроніс, А. Павлік, П. Павлопулос, Л. Перро, М. Т. Пінї, Р. Плаг, А. Пломпен, А. Плукіс, А. Пох, Й. Праєна, Ц. Претэл, Й. Куєсада, Т. Раушер, Р. Райфарс, К. Руббіа, Г. Рудолф, П. Руллхусен, Й. Сальгадо, Ц. Сантос, Л. Сарчіапоне, И. Саввідіс, К. Стефан, Й. Л. Таїн, Л. Тассан-Гот, Л. Тавора, Р. Терліці, Г. Ванніні, П. Ваз, А. Вентура, Д. Вілламарін, М. Ц. Вінценте, В. Влачоудіс, Р. Властоу, Ф. Восс, С. Вальтер, Х. Вендлер, М. Вішер, К. Вішак

Установка для проведения нейтронных измерений методом времени пролета в ЦЕРН представляет собой источник нейтронов, белый спектр нейтронов которого простирается от тепловых энергий до нескольких ГэВ, покрывает полный энергетический диапазон, представляющий интерес для астрофизики, в частности для измерений сечения захвата нейтронов, необходимых для s-процесса нуклеосинтеза. Дан обзор астрофизической программы, проводимой на время-пролетной установке, а также описаны результаты и выводы.

Ключевые слова: астрофизика, g-процесс.

Received 02.11.09,
revised - 23.11.09.